


TOPES INDIVIDUALIZADOS DE GASTOS DE CAMPAÑA PARA ELECCIONES DE CONCEJALÍAS A LOS AYUNTAMIENTOS




Financiamiento de Campaña 2021	\$51,114,001.32
Topo de Gasto de Campaña 2021	\$25,557,000.66

DISTRITO ELECTORAL	N° PROG.	MUNICIPIO	LISTADO NOMINAL CORTE AL 31/DIC/2020	PORCENTAJE	TOPE DE GASTO DE CAMPAÑA 2020-2021
1	1	ACATLAN DE PÉREZ FIGUEROA	31,997	1.6320%	\$417,084.40
1	2	COSOLAPA	9,922	0.5061%	\$129,334.36
1	3	SAN JOSÉ INDEPENDENCIA	3,066	0.1564%	\$39,965.65
1	4	SAN JOSÉ TENANGO	11,694	0.5964%	\$152,432.57
1	5	SAN MIGUEL SOYALTEPEC	27,709	1.4133%	\$361,189.85
1	6	SAN PEDRO IXCATLÁN	7,423	0.3786%	\$96,759.62
2	7	SAN JUAN BAUTISTA TUXTEPEC	115,820	5.9073%	\$1,509,726.38
2	8	SAN LUCAS OJITLÁN	15,619	0.7966%	\$203,595.38
3	9	AYOTZINTEPEC	5,097	0.2600%	\$66,439.95
3	10	LOMA BONITA	29,549	1.5071%	\$385,174.45
3	11	SAN FELIPE JALAPA DE DÍAZ	19,097	0.9740%	\$248,931.49
3	12	SAN FELIPE USILA	8,570	0.4371%	\$111,710.89
3	13	SAN JOSÉ CHILTEPEC	8,506	0.4338%	\$110,876.64




CONSEJO GENERAL
DE AGUAS DEL ESTADO DE OAXACA

3	14	SAN JUAN BAUTISTA TLACOATZINTEPEC	1,659	0.0846%	\$21,625.25
3	15	SANTA MARIA JACATEPEC	7,261	0.3703%	\$94,647.93
4	16	HUAUTEPEC	4,120	0.2101%	\$53,704.65
4	17	HUAUTLA DE JIMÉNEZ	21,692	1.1064%	\$282,757.60
4	18	SAN BARTOLOMÉ AYAUTLA	2,836	0.1446%	\$36,967.57
4	19	SAN JUAN BAUTISTA CUICATLÁN	7,168	0.3656%	\$93,435.66
4	20	SAN JUAN COATZOSPAM	1,377	0.0702%	\$17,949.35
4	21	SANTA MARÍA TECOMAVACA	1,444	0.0736%	\$18,822.70
4	22	SANTA MARÍA TEOPOXCO	2,999	0.1530%	\$39,092.29
4	23	SANTA MARÍA TEXCATILÁN	702	0.0358%	\$9,150.65
4	24	TEOTITLAN DE FLORES MAGÓN	7,409	0.3779%	\$96,577.13
4	25	VALERIO TRUJANO	1,137	0.0580%	\$14,820.92
5	26	ASUNCIÓN NOCHIXTLÁN	13,888	0.7083%	\$181,031.60
5	27	SAN ANDRÉS DINICUITI	1,725	0.0880%	\$22,485.56
5	28	SAN ANDRÉS ZAUTLA	3,134	0.1598%	\$40,852.03
5	29	SAN FRANCISCO TELIXTLAHUACA	9,597	0.4895%	\$125,097.95
5	30	SAN PABLO HUITZO	5,328	0.2717%	\$69,451.06
5	31	SAN PEDRO Y SAN PABLO TEPOSCOLULA	3,283	0.1674%	\$42,794.26
5	32	SANTIAGO CACALOXTEPEC	1,525	0.0778%	\$19,878.54
5	33	SANTIAGO SUCHILQUITONGO	7,647	0.3900%	\$99,679.48
5	34	VILLA DE TAMAZULAPAM DEL PROGRESO	5,926	0.3023%	\$77,246.06
5	35	VILLA TEJUPAM DE LA UNIÓN	1,885	0.0961%	\$24,571.18
6	36	ASUNCIÓN CUYOTEPEJI	852	0.0435%	\$11,105.91
6	37	FRESNILLO DE TRUJANO	790	0.0403%	\$10,297.74
6	38	GUADALUPE DE RAMÍREZ	1,056	0.0539%	\$13,765.08
6	39	HEROICA CIUDAD DE HUAJUAPAN DE LEÓN	58,800	2.9990%	\$766,464.44
6	40	MARISCALA DE JUÁREZ	2,685	0.1369%	\$34,999.27



6	41	SAN JERÓNIMO SILACAYOAPILLA	1,155	0.0589%	\$15,055.55
6	42	SAN JUAN BAUTISTA SUCHITEPEC	406	0.0207%	\$5,292.25
6	43	SAN JUAN IHUALTEPEC	524	0.0267%	\$6,830.40
6	44	SAN MARCOS ARTEAGA	1,308	0.0667%	\$17,049.92
6	45	SAN MARTIN ZACATEPEC	1,157	0.0590%	\$15,081.62
6	46	SAN MIGUEL AHUEHUETITLÁN	1,720	0.0877%	\$22,420.39
6	47	SAN MIGUEL AMATITLAN	5,163	0.2633%	\$67,300.27
6	48	SAN NICOLÁS HIDALGO	807	0.0412%	\$10,519.33
6	49	SANTA CRUZ TACACHE DE MINA	2,066	0.1054%	\$26,930.54
6	50	SANTIAGO AYUQUILILLA	1,976	0.1008%	\$25,757.38
6	51	SANTIAGO CHAZUMBA	3,233	0.1649%	\$42,142.51
6	52	SANTIAGO HUAJOLOTITLAN	3,428	0.1748%	\$44,684.36
6	53	SANTIAGO TAMAZOLA	3,175	0.1619%	\$41,386.47
6	54	SANTO DOMINGO TONALA	5,886	0.3002%	\$76,724.65
6	55	SILACAYOAPAM	5,380	0.2744%	\$70,128.89
6	56	ZAPOTITLÁN LAGUNAS	2,201	0.1123%	\$28,690.28
7	57	PUTLA VILLA DE GUERRERO	24,245	1.2366%	\$316,036.23
7	58	SAN ANDRES CABECERA NUEVA	2,043	0.1042%	\$26,630.73
7	59	SAN PEDRO AMUZGOS	4,847	0.2472%	\$63,181.18
7	60	SANTA CRUZ ITUNDUJIA	7,820	0.3989%	\$101,934.56
7	61	SANTA MARÍA IPALAPA	3,636	0.1855%	\$47,395.66
7	62	SANTA MARÍA ZACATEPEC	11,868	0.6053%	\$154,700.68
7	63	SANTIAGO JUXTLAHUACA	22,940	1.1700%	\$299,025.41
8	64	CHALCATONGO DE HIDALGO	6,494	0.3312%	\$84,650.00
8	65	SAN AGUSTÍN ATENANGO	1,551	0.0791%	\$20,217.45
8	66	TEZOATLÁN DE SEGURA Y LUNA	9,148	0.4666%	\$119,245.18
8	67	HEROICA CIUDAD DE TLAXIACO	31,074	1.5849%	\$405,052.99
9	68	SAN JUAN BAUTISTA VALLE NACIONAL	17,573	0.8963%	\$229,065.98
9	69	VILLA DE ETLA	8,182	0.4173%	\$106,653.27



OAXACA DE JUÁREZ, OAX.

11	70	EL BARRIO DE LA SOLEDAD	10,265	0.5236%	\$133,805.40
11	71	CHAHUITES	8,141	0.4152%	\$106,118.83
11	72	MATÍAS ROMERO	29,384	1.4987%	\$383,023.66
11	73	REFORMA DE PINEDA	2,249	0.1147%	\$29,315.96
11	74	SAN JUAN GUICHICOVI	22,607	1.1530%	\$294,684.72
11	75	SAN PEDRO TAPANATEPEC	10,347	0.5277%	\$134,874.28
11	76	SANTA MARÍA PETAPA	11,760	0.5998%	\$153,292.89
11	77	SANTIAGO NILTEPEC	4,312	0.2199%	\$56,207.39
11	78	SANTO DOMINGO INGENIO	6,633	0.3383%	\$86,461.88
11	79	SANTO DOMINGO ZANATEPEC	9,122	0.4653%	\$118,906.27
12	80	SANTA CRUZ AMILPAS	9,476	0.4833%	\$123,520.70
12	81	SANTA LUCIA DEL CAMINO	39,788	2.0293%	\$518,640.94
12	82	SOLEDAD ETLA	4,607	0.2350%	\$60,052.75
13	83	SAN JACINTO AMILPAS	11,316	0.5772%	\$147,505.30
14	84	OAXACA DE JUÁREZ	225,931	11.5234%	\$2,945,035.32
15	85	CUILAPAM DE GUERRERO	17,281	0.8814%	\$225,259.73
15	86	SANTA CRUZ XOXOCOTLÁN	70,163	3.5786%	\$914,582.39
15	87	VILLA DE ZAACHILA	30,139	1.5372%	\$392,865.17
16	88	ASUNCIÓN OCOTLÁN	2,477	0.1263%	\$32,287.97
16	89	CIENEGA DE ZIMATLÁN	2,487	0.1268%	\$32,418.32
16	90	OCOTLÁN DE MORELOS	17,197	0.8771%	\$224,164.78
16	91	SAN ANTONINO CASTILLO VELASCO	4,349	0.2218%	\$56,689.69
16	92	SAN PABLO HUIXTEPEC	7,510	0.3830%	\$97,893.67
16	93	SANTA ANA ZEGACHE	2,979	0.1519%	\$38,831.59
16	94	SANTA GERTRUDIS	2,460	0.1255%	\$32,066.37
16	95	TRINIDAD ZAACHILA	2,485	0.1267%	\$32,392.25
16	96	ZIMATLAN DE ALVAREZ	16,164	0.8244%	\$210,699.51
17	97	SAN BALTAZAR CHICHICAPAM	2,231	0.1138%	\$29,081.33
17	98	SAN PABLO VILLA DE MITLA	9,502	0.4846%	\$123,859.61

17	99	TLACOLULA DE MATAMOROS	20,541	1.0477%	\$267,754.18
18	100	MAGDALENA TEQUISISTLÁN	5,265	0.2685%	\$68,629.85
18	101	MAGDALENA TLACOTEPEC	1,115	0.0569%	\$14,534.15
18	102	SAN PEDRO HUAMELULA	7,342	0.3745%	\$95,703.77
18	103	SANTA MARIA JALAPA DEL MARQUES	9,326	0.4757%	\$121,565.43
18	104	SANTA MARÍA MIXTEQUILLA	3,468	0.1769%	\$45,205.76
18	105	SANTIAGO LAOLLAGA	2,825	0.1441%	\$36,824.18
18	106	SANTO DOMINGO CHIHUITAN	1,322	0.0674%	\$17,232.41
18	107	SANTO DOMINGO PETAPA	6,446	0.3288%	\$84,024.32
18	108	SANTO DOMINGO TEHUANTEPEC	49,785	2.5392%	\$648,952.93
19	109	ASUNCIÓN IXTALTEPEC	12,029	0.6135%	\$156,799.33
19	110	CIUDAD IXTEPEC	22,161	1.1303%	\$288,871.06
19	111	SALINA CRUZ	65,777	3.3549%	\$857,410.40
19	112	SAN BLAS ATEMPA	14,839	0.7568%	\$193,427.99
19	113	SAN PEDRO COMITANCILLO	3,577	0.1824%	\$46,626.59
19	114	SAN PEDRO HUILOTEPEC	2,381	0.1214%	\$31,036.60
19	115	SANTA MARÍA XADANI	6,512	0.3321%	\$84,884.63
20	116	EL ESPINAL	6,942	0.3541%	\$90,489.73
20	117	JUCHITAN DE ZARAGOZA	75,542	3.8529%	\$984,698.24
20	118	SAN DIONISIO DEL MAR	3,993	0.2037%	\$52,049.19
20	119	SAN FRANCISCO DEL MAR	6,091	0.3107%	\$79,396.85
20	120	SAN FRANCISCO IXHUATÁN	7,353	0.3750%	\$95,847.16
20	121	UNIÓN HIDALGO	11,196	0.5710%	\$145,941.09
21	122	HEROICA CIUDAD DE EJUTLA DE CRESPO	16,970	0.8655%	\$221,205.81
21	123	MAGDALENA OCOTLÁN	849	0.0433%	\$11,066.81
21	124	SAN AGUSTÍN AMATENGO	1,243	0.0634%	\$16,202.64
21	125	VILLA SOLA DE VEGA	9,381	0.4785%	\$122,282.36
22	126	MÁRTIRES DE TACUBAYA	1,077	0.0549%	\$14,038.81
22	127	PINOTEPA DE DON LUIS	4,564	0.2328%	\$59,492.24

22	128	SAN ANDRES HUAXPALTEPEC	4,490	0.2290%	\$58,527.64
22	129	SAN JOSÉ ESTANCIA GRANDE	738	0.0376%	\$9,619.91
22	130	SAN JUAN BAUTISTA LO DE SOTO	1,893	0.0966%	\$24,675.46
22	131	SAN JUAN CACAHUATEPEC	6,568	0.3350%	\$85,614.60
22	132	SAN JUAN COLORADO	6,519	0.3325%	\$84,975.88
22	133	SAN LORENZO	3,969	0.2024%	\$51,736.35
22	134	SAN MIGUEL TLACAMAMA	2,639	0.1346%	\$34,399.65
22	135	SAN PEDRO ATOYAC	3,085	0.1573%	\$40,213.31
22	136	SAN PEDRO JICAYAN	7,728	0.3942%	\$100,735.33
22	137	SAN SEBASTIAN IXCAPA	3,086	0.1574%	\$40,226.35
22	138	SANTA MARÍA CORTIJO	871	0.0444%	\$11,353.58
22	139	SANTA MARÍA HUAZOLOTITLAN	8,345	0.4256%	\$108,777.99
22	140	SANTIAGO LLANO GRANDE	2,612	0.1332%	\$34,047.71
22	141	SANTIAGO PINOTEPA NACIONAL	39,307	2.0048%	\$512,371.05
22	142	SANTIAGO TAPEXTLA	2,180	0.1112%	\$28,416.54
22	143	SANTO DOMINGO ARMENTA	2,274	0.1160%	\$29,641.84
23	144	SAN PEDRO MIXTEPEC JUQUILA	37,088	1.8916%	\$483,446.14
23	145	VILLA DE TUTUTEPEC DE MELCHOR OCAMPO	34,571	1.7633%	\$450,636.77
23	146	SANTA CATARINA JUQUILA	12,473	0.6362%	\$162,586.92
23	147	SANTIAGO JAMILTEPEC	13,837	0.7057%	\$180,366.81
23	148	SANTIAGO TETEPEC	3,366	0.1717%	\$43,876.18
24	149	MIAHUATLAN DE PORFIRIO DÍAZ	34,746	1.7722%	\$452,917.91
24	150	SAN MATEO RIO HONDO	2,497	0.1274%	\$32,548.67
25	151	SAN PEDRO POCHUTLA	34,987	1.7845%	\$456,059.38
25	152	SANTA MARÍA HUATULCO	35,372	1.8041%	\$461,077.89
25	153	SANTA MARÍA TONAMECA	19,113	0.9748%	\$249,140.05
		Total 153 Municipios Régimen de P.P.	1,960,628	100%	\$25,557,000.66